

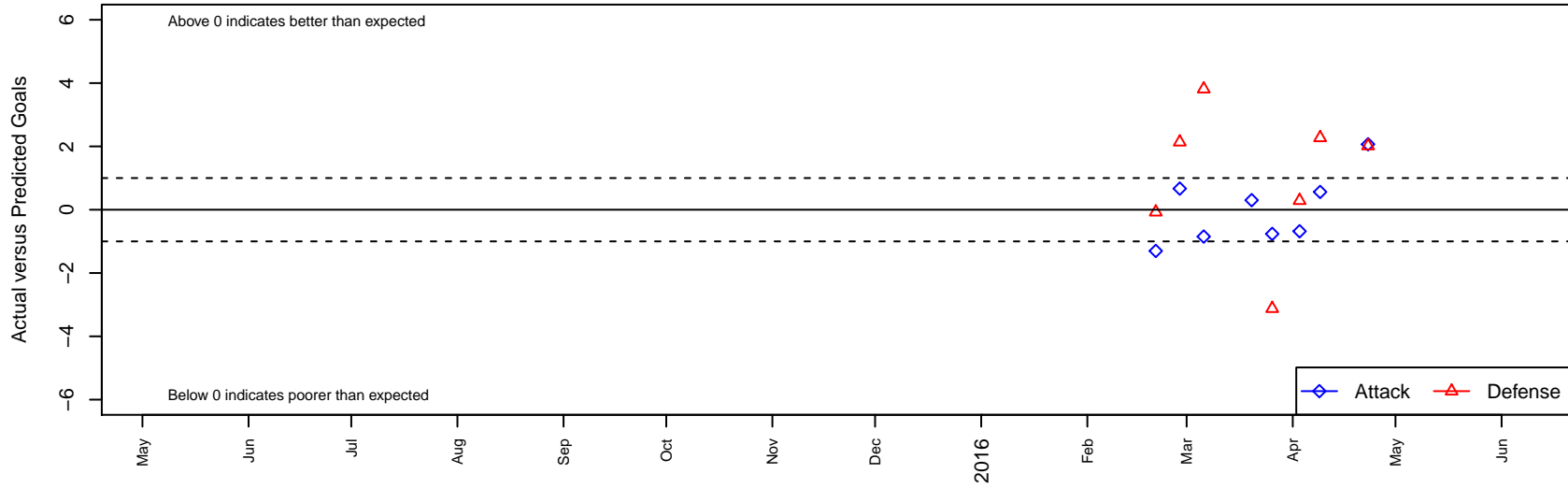
Dragons FC B03

Dragons FC
Seattle, WA
B03 total strength=301
attack=0.23 defense=0.13
spr league = Spr PSPL Classic 2 U12

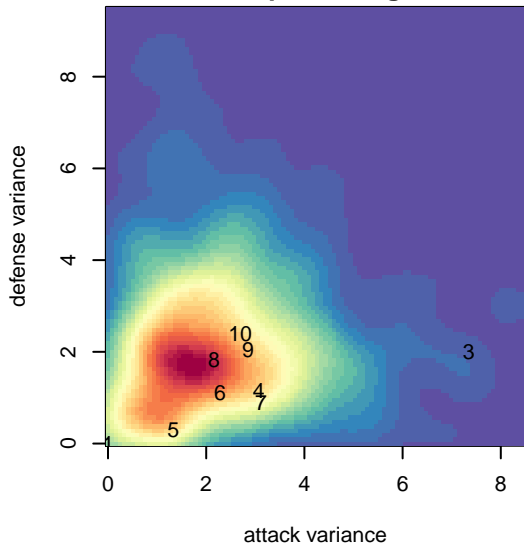
alt names used:
Dragons FC B03

Venues played:
2015 Spr PSPL Classic 2 U12

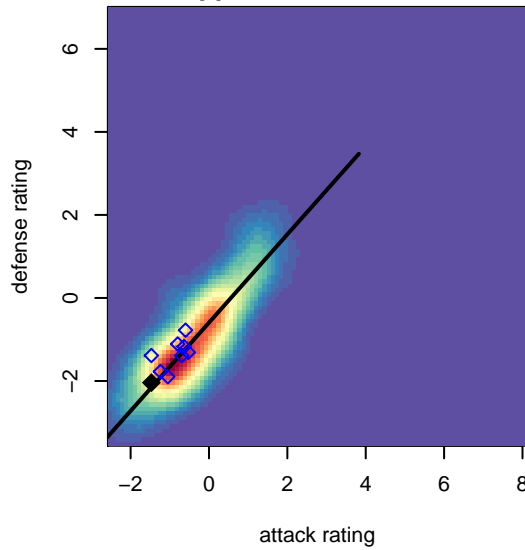
Dragons FC B03
Dots are actual minus expected GF (blue circles) and GA (red triangles).
Blue line is smoothed change in attack strength. Red is smoothed change in defense strength.



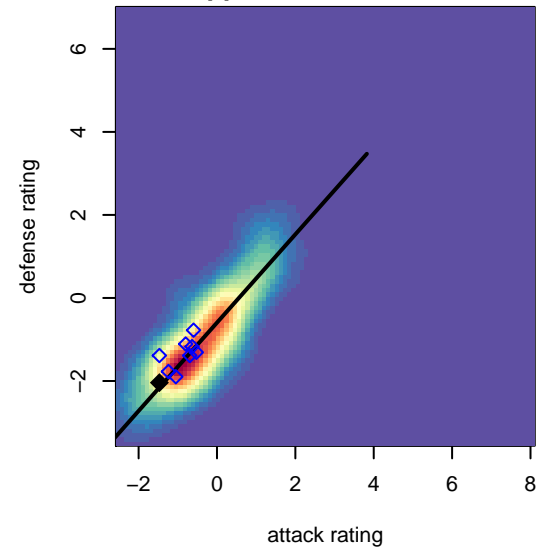
**attack and defense variance (black dot)
relative to other teams
and top 10 in region**



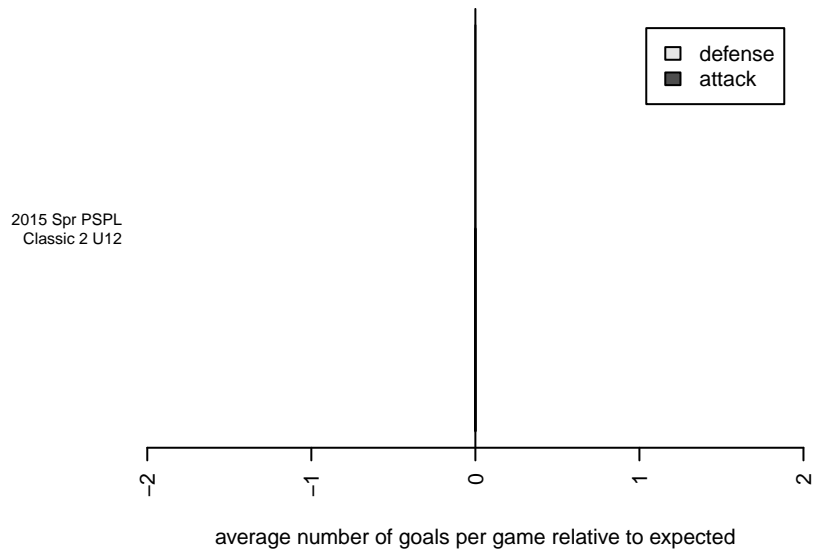
**attack and defense rating
relative to others at age
and all opponents in last 13 months**



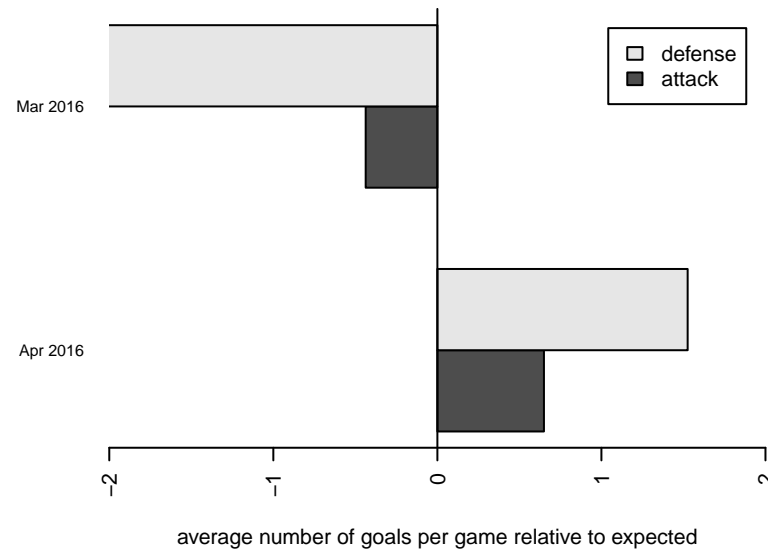
**attack and defense rating
relative to others at age
and all opponents in last 13 months**



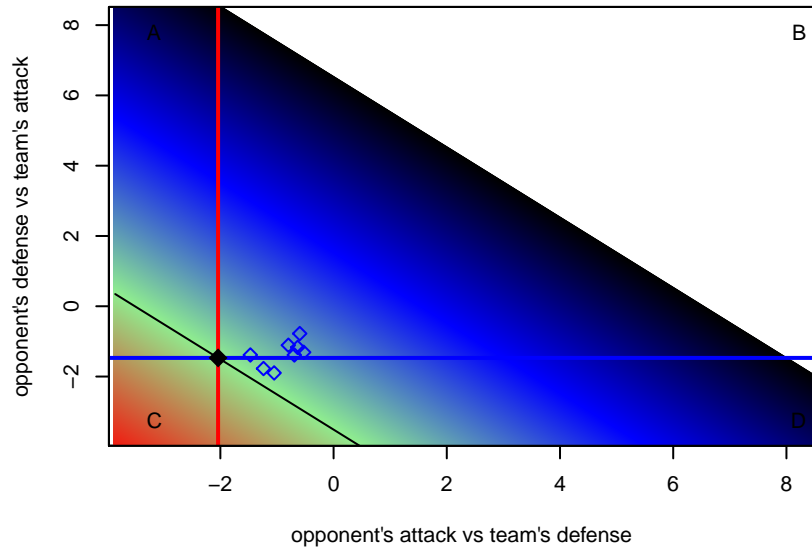
Performance relative to 13 month average



Performance relative to 13 month average



Distribution of opponents
 Red = Lose zone, Blue = Win zone, Green = Even
 Black line separates win/lose zones



lot. A=Neither has attack advantage, B=Opponent has both attack and defense advantage, C=Opponent has both attack and defense disadvantage, D=Both have

date	home		away		venue	pred.home	pred.away
2016-04-23	Shoreline Sportsverrou B03	0	Dragons FC B03	3	2015 Spr PSPL Classic 2 U12	2.02	0.93
2016-04-09	Dragons FC B03	1	Seattle Celtic White B03	2	2015 Spr PSPL Classic 2 U12	0.44	4.27
2016-04-03	NPSA Titans Navy B03	3	Dragons FC B03	0	2015 Spr PSPL Classic 2 U12	3.29	0.68
2016-03-26	NW United Santos B03	7	Dragons FC B03	0	2015 Spr PSPL Classic 2 U12	3.88	0.76
2016-03-20	Dragons FC B03	1	Emerald City FC White B03	11	2015 Spr PSPL Classic 2 U12	0.70	3.67
2016-03-06	Dragons FC B03	0	RSA Elite B03	0	2015 Spr PSPL Classic 2 U12	0.85	3.81
2016-02-28	Dragons FC B03	2	NK Crew B03	1	2015 Spr PSPL Classic 2 U12	1.33	3.14
2016-02-21	Impact FC Black B03	2	Dragons FC B03	0	2015 Spr PSPL Classic 2 U12	1.92	1.30